


Domekt S 650 F

Maximal air flow, m ³ /h	642
Panel thickness, mm	50
Unit weight, kg	35
Reference flow rate, m ³ /s	0,125
Reference pressure difference, Pa	50
SPI, W/(m ³ /h)	0,15
Filters dimensions BxHxL, mm	371x235x46
Electric power input of the fan drive at reference flow rate, W	63
Electric power input of the fan drive at maximum flow rate, W	172
Control panel	C5.1
Maintenance space, mm	300



The photo is intended for informational purposes only. exact details may vary.

Acoustic data

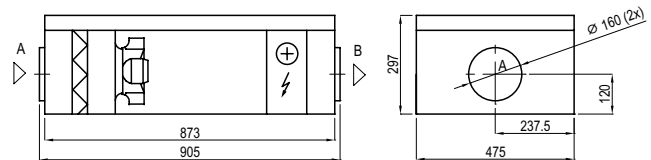
A-weighted sound power level L_{WA} , dB(A)
at reference flow rate

Supply inlet	63
Supply outlet	69
Casing	41

A-weighted sound pressure level L_{PA} , dB(A)

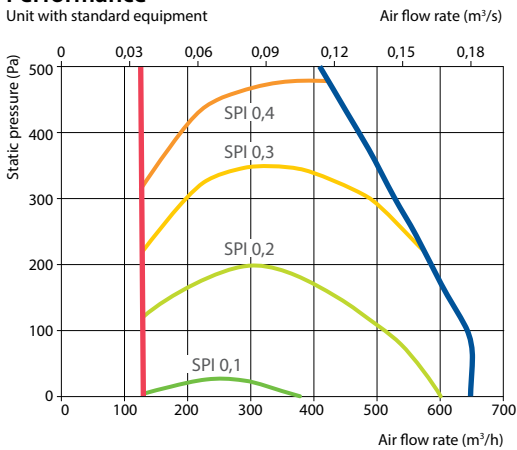
10 m² normally isolated room, distance from casing – 3 m.

Surroundings	30
--------------	----



Performance

Unit with standard equipment



Technical data

Supply air handling unit	Supply voltage, V	Air heater capacity, kW	Maximal operating current, A	ΔT , °C
Domekt S 650 F-HE/3	1~230	3,0	14,7	13
Domekt S 650 F-HE/6	3~400	6,0	10,4	26

Accessories (p. 120)

Closing damper	AGUJ-M-160+LF24/LM24
Silencer	A AGS-160-50-600-M
	B AGS-160-50-900-M
PPU	-
Air heater-cooler	DCW-0,7-5
2-way valve	VVP47.15-2,5+SSP61
DX cooler	DCF-0,7-5
Cooling unit	MOU-18HFN6+KA8243