

Domekt R 900 V C6M

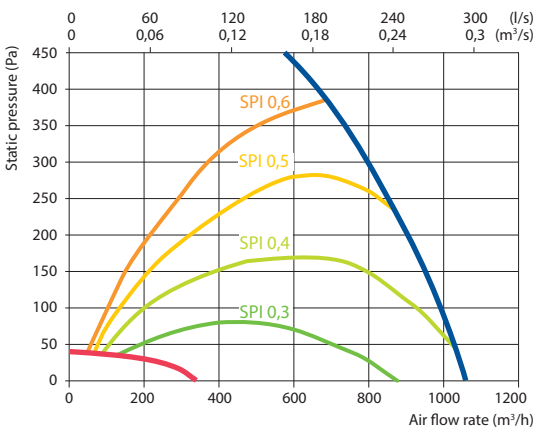
Maximal air flow, m ³ /h	953
Maximal air flow, l/s	265
Reference flow rate, m ³ /s	0,185
Reference pressure difference, Pa	50
SPI, W/(m ³ /h)	0,31
Thermal efficiency of heat recovery, %	82
Electric air heater capacity, kW / Δt, °C	2/8,8
Supply voltage, V	1~230
Maximal operating current HE, A	13,8
Power supply cable, mm ²	3×1,5
Electric power input of the fan drive at maximum flow rate, W	241
Electric power input of the fan drive at reference flow rate, W	118
Noise power level, L _{WA} , dB(A)	46
Noise pressure level, L _{pA} , dB(A), (3 m)	36
Filters dimensions B×H×L, mm	540×260×46
Unit dimensions B×H×L, mm	637×950×1070
Maintenance space, mm	1070
Unit weight, kg	110

NEW



Performance

Unit with standard equipment



Accessories

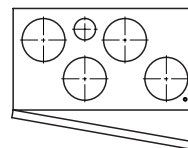
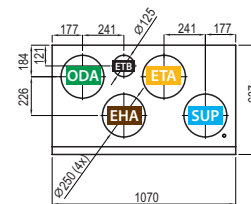
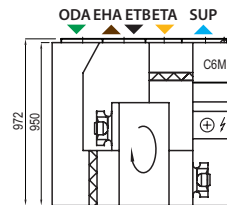
Closing damper	AGUJ-M-250+LF230/CM230
Silencer	A/D AGS-250-50-900-M
	B/C AGS-250-50-1200-M
Water heater	DH-250
PPU	PPU-HW-3R-15-0,63-W2
2-way valve (heater)	VVP47.10-0,63+SSF161.05HF
Water cooler	DCW-0,9-6
2-way valve (cooler)	VVP47.15-2,5+SSF161.05HF
Outdoor grill	LD-250
Water heater-cooler	DHCW-315
DX cooler	DCF-0,9-6
Cooling unit	MOU-18HFN8+KA8140

Temperature efficiency

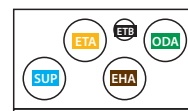
	Winter					Summer		
Outdoor temperature, °C	-23	-15	-10	-5	0	25	30	35
After heat exchanger, °C	13,6	15,1	16,0	16,9	17,9	22,6	23,5	24,4

indoor +22 °C, 20 % RH

Shown as right (R1)



Shown as left (L1)



- ▶ ODA – outdoor intake
- ▶ SUP – supply air
- ▶ ETA – extract indoor
- ▶ EHA – exhaust air
- ▶ ETB – additional extraction connection (by-pass – extraction without heat recovery)